

High Performance Slope Laser

Mfg. List Price ~~\$2495.00~~

\$2100.00


LI-AS Laser - R7 Receiver & Clamp - Carry Case

Get the accuracy you need on the big jobs at a price that makes sense for every job.



LI-AS

- Grading
- Sewer Lines
- Excavating
- Drainage



LEWIS & LEWIS ENTERPRISES

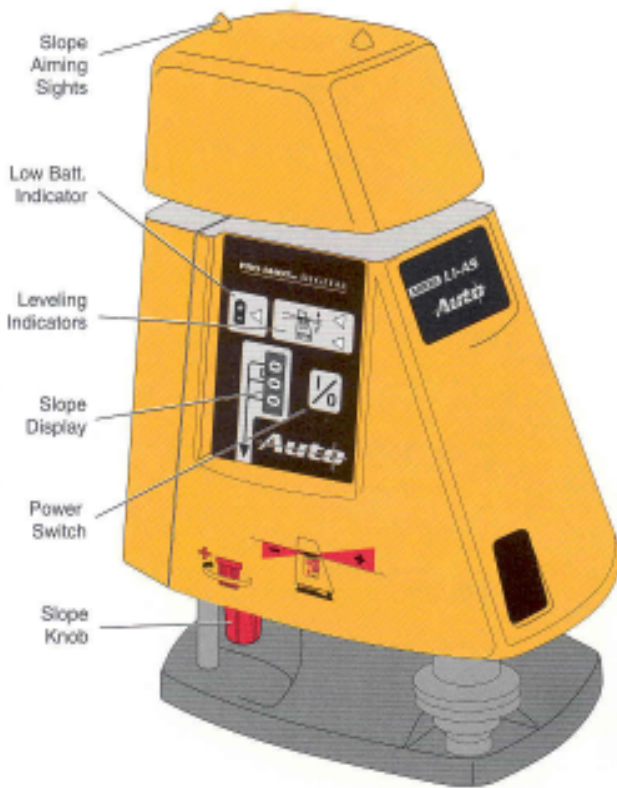


VENTURA: P.O. Box 1328 VENTURA, CA 93002 - 1600 CALLENS RD. VENTURA, CA 93003
(805) 644-7405 FAX (805) 644-5780 TOLL FREE (800) 342-3607 OR (800) 235-3377
EMAIL sales@lewis-lewis.net WEB SITE www.lewis-lewis.net

SAN DIEGO: 540 S. ANDREASEN DR., SUITE A ESCONDIDO, CA 92029
(760) 747-8823 FAX (760) 480-5778 email: jimp@lewis-lewis.net



Let the **LI-A5** put you
in control of your jobsite
alignment needs.



- The Pro Shot™ **LI-A5** delivers an unmatched combination of performance and price. Machine control compatibility, precise slope and long range make it an excellent laser for grading, sewer lines (especially horizontal curves and cast-in-place), excavating, or any job where precision and high performance are a must. Along with a great set of features for the jobsite, the **LI-A5** provides the best warranty protection in the industry.
- The **Guardian** 36 month warranty covers any defects in materials or workmanship and also covers the internal leveling mechanism, laser diode, optics and rotating mirror against damage *from any cause*.

Contact Your Pro Shot™ Dealer Today:

Lewis & Lewis Enterprises


1600 Callens Rd Ventura, CA 93003
(805) 644-7405 FAX (805) 644-5780
email: sales@lewis-lewis.net

SAN DIEGO: 540 S. Andreasen Dr., Suite A
Escondido, CA 92029
(760) 747-8823 FAX (760) 480-5778
email: jim@lewis-lewis.net

Specifications

Operating Radius / Dia.	1000ft /2000ft (305m/610m)
Leveling Accuracy	±15 arc sec. (3/32" per 100') (2.4 mm per 30m)
Leveling Type	Servo motor
Self Leveling Range	±4 degrees
Slope Capability	0 to 9%, single axis
Compound Slope	Optional low cost adapter
Power Supply	Four C-cell batteries
Battery Life	60 hours (alkaline)
Auto Shut Off (level mode) .	When off-level >3 minutes
Re-chargeable Batteries	Optional kit
Environmental	Dust and water resistant
Rotation Speed	600 r.p.m.
Laser Type	Invisible beam - Class 1

450 Salmar Avenue • Campbell, CA 95008 • USA • Tel: 1.800.239.0685 • Fax: 1.408.866.0858



R7

State of the art receiver technology at a great price. Delivers maximum performance with Pro Shot™ laser transmitters.

Reception Height	2 inches (50mm)
Reception Angle	120 degrees
Standard mode accuracy	±1/16 in. (±1.6mm) nominal
Coarse mode accuracy	±1/8 in. (±3.2mm) nominal
Ultra-fine mode accuracy	±1/64 in. (±.4mm) nominal
Power Supply	9 volt battery
Battery life (alkaline)	60 hours continuous
Automatic Shut Off	After 12 min. (no laser strikes)
Environmental	Sealed against dust and water
Rotation Compatibility	250 to 850 R.P.M.
Rod Mount Clamping Range ..	5/8in to 2-1/2in (16mm-65mm)

www.proshotlaser.com

September 24, 2002